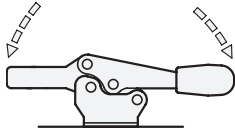


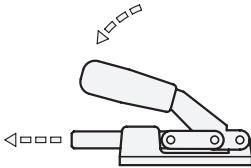
## Vertical toggle clamps

Operating lever and clamping arm move in the same direction.  
In the clamped position the operating lever is in vertical position.  
For applications where substantial forces and many tightening cycles occur, „Longlife“ versions are available.



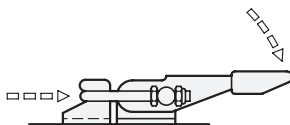
## Horizontal toggle clamps

Operating lever and clamping arm move in opposite direction.  
In the clamped position the operating lever is in horizontal position (flat version).



## Push-pull type toggle clamps

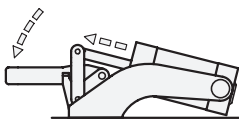
On these clamps the swinging movement of the operating lever is converted into an axial movement to push or pull the plunger.  
With the exception of two versions (GN 841) they lock at the end of their stroke in both directions. For this reason they lend themselves for push or pull operations.



## Latch type toggle clamps

On these clamps the swinging movement of the operating lever is converted into an axial movement to pull the hook.

Latch type toggle clamps are available with and without locking mechanism.



## Pneumatic toggle clamps

These toggle clamps combine the advantages of clamping by the toggle principle (clamp remains in the clamping position even in the event of air pressure loss!) with the advantages offered by pneumatics i.e.:

- constant clamping force  $F_s$  independent of the operator,

- several clamps can be operated simultaneously,

- Pneumatic toggle clamps can be energised from various operating points (remote control, co-ordinated and controlled by other machines),

- some variants are available with an air cylinder which allows control via a proximity switch, to give an electrical impulse when the clamp has reached a specific position within its clamping cycle.

Pneumatic toggle clamps are available as vertical and push rod versions.

